



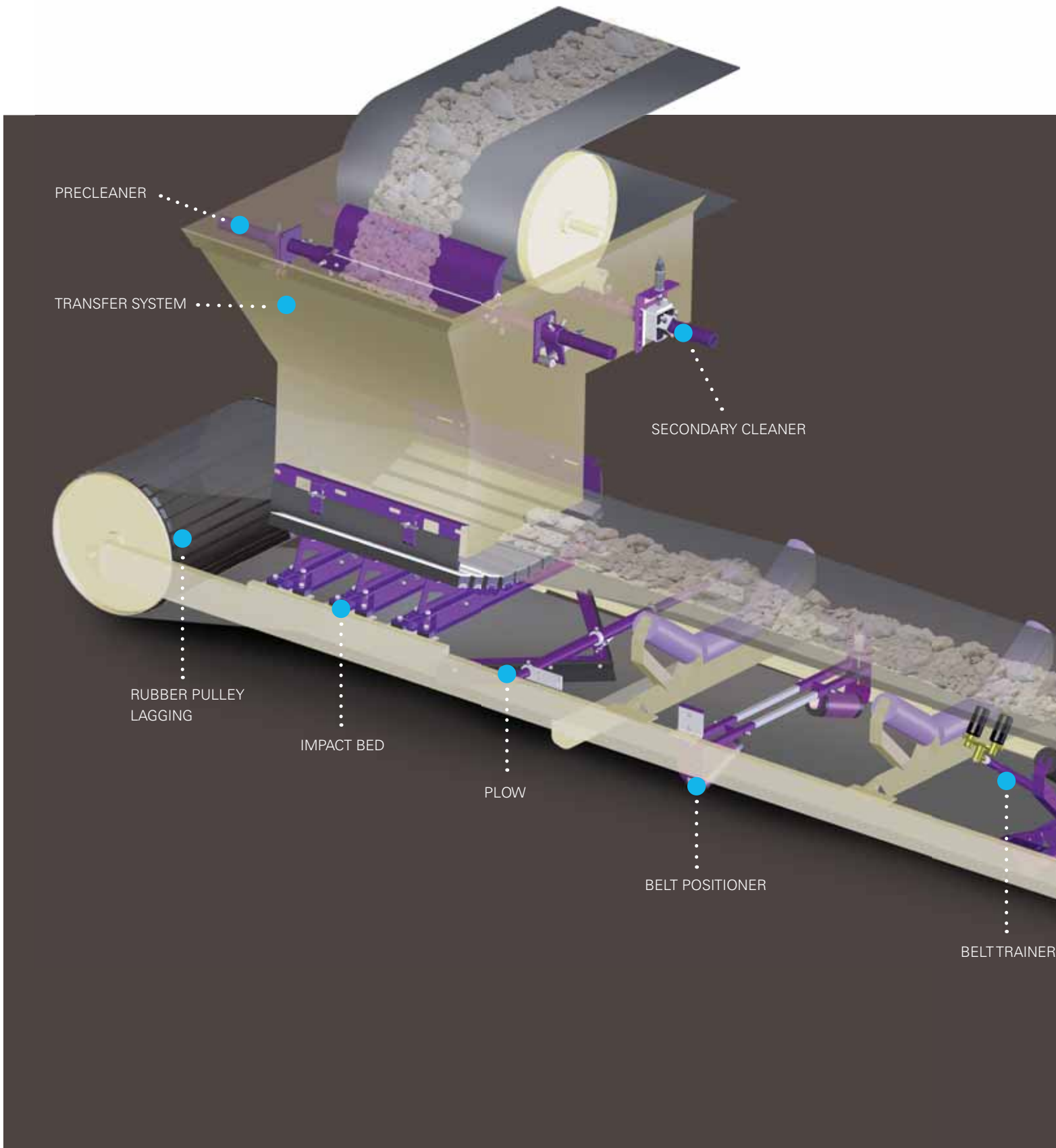
## BELT CONVEYOR PRODUCTS

*Keep your line up and running.*



*Partners in Productivity*

# SOLUTIONS FOR EVERY ISSUE ALONG THE BELT LINE



With over 100 years of experience in the belt conveyor industry, Flexco knows that keeping your line running smoothly is essential to the success of your operation. That's why we've developed a comprehensive line of innovative belt conveyor products that address the key issues you face.

## ✓ Carryback

Material that sticks to the belt after it leaves the transfer point and continues falling off along the conveyor's return side. To address carryback, we offer:

- Belt Cleaners
- Belt Plows
- Cleaner Blades

## ✓ Belt Slip

Occurs when the head pulley is not adequately gripping the belt due to a loss of friction. To combat slippage, we offer:

- Ceramic Pulley Lagging
- Rubber Pulley Lagging

## ✓ Mistracking

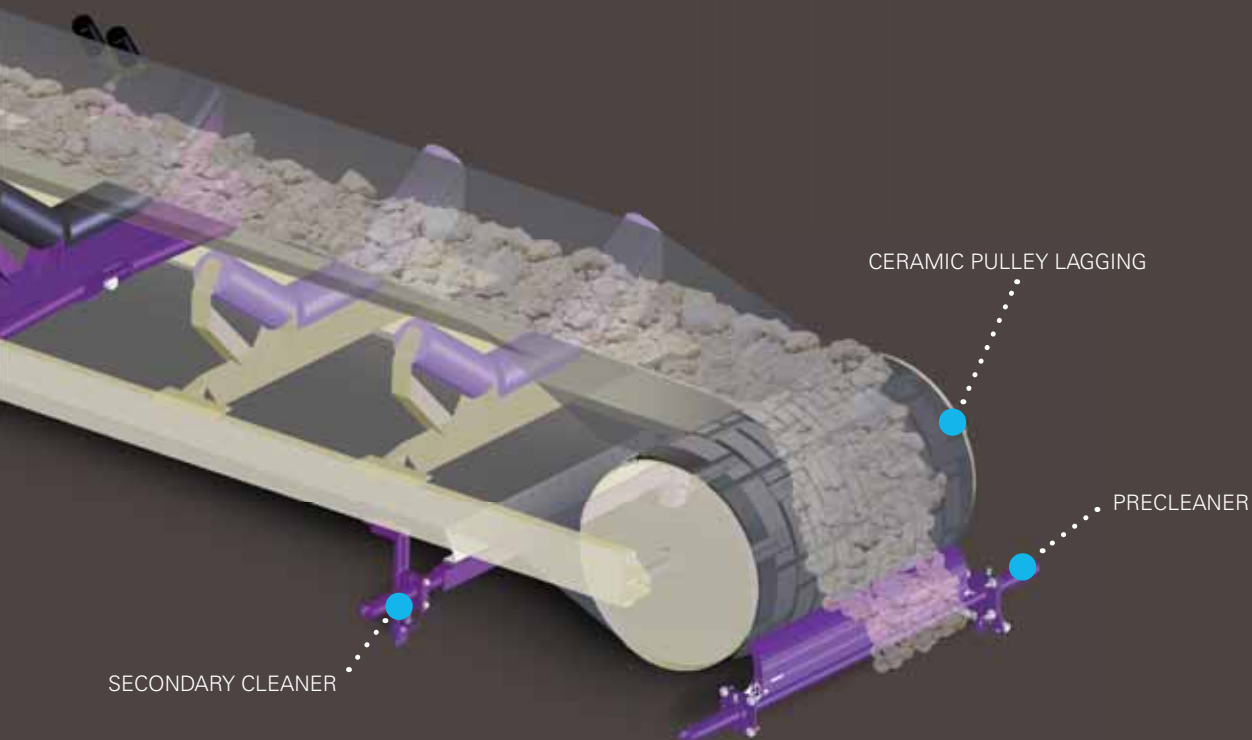
Belt drifts to one side or the other, resulting in material spillage, uneven belt wear, and possible system damage. To combat mistracking, we offer:

- Belt Trainers
- Belt Positioners

## ✓ Spillage

Material that spills off the belt, typically at transfer and load points. To combat spillage, we offer:

- Skirt Clamps
- Impact Beds
- Belt Plows



# THE FLEXCO DIFFERENCE



## *Innovative Designs, Superior Engineering, Industry Expertise*

Since 1907, we've been dedicated to improving belt performance and productivity. That's meant spending a lot of time in the field, working alongside customers and learning about their everyday challenges — first-hand.

We use that hard-won knowledge to design belt conveyor products that work better and last longer. In fact, we pioneered many of the advanced features that have since become industry standards.

### **Cleaner Innovations**

- Patented, Faceted Blade Profile — These blades continually renew their edges, creating more efficient cleaning
- Better-Performing Tungsten Carbide Cleaner Blades — After years of testing and research, we've created blades that last longer and wear more evenly
- Heavy-Duty Spring Tensioning Systems — An important part of our cleaning systems, our tensioners enable easy visual inspection and maintain proper tension
- "Material Path" Cleaning — This unique option lets you match your cleaner width to your actual material path, reducing differential blade wear
- Larger Diameter Poles — Our poles are designed to resist the powerful twisting forces caused by continuous belt motion

### **Impact Bed Innovations**

- Velocity Reduction Technology™ — An exclusive feature of our impact beds, this technology deadens impact energy for less rebound and material degradation
- Slide-Out Service™ — Designed for fast and safe complete bar change outs

### **Lagging Innovations**

- The Highest Coefficient of Friction on the Market — Our Flex-Lag® Ceramic lagging offers up to three times the friction of rubber lagging
- An 80%-Ceramic Solution — We were the first to market with this option
- Incredibly Fast Installation — Our weld-on lagging is 50% faster to install than other lagging products

### **Belt Tracking Innovations**

- Pivot-and-Tilt technology — Special sensors detect belt wander, then guide the belt back to the correct path



## *Mineline® – When “standard” products just won’t do.*

*Flexco Mineline® products have been designed and engineered to work — day in and day out — in some of the toughest applications in the world. Regardless of the application, whether it be underground coal mining, port loading facilities, or other heavy tonnage applications that test the strength and durability of your conveyor system, Mineline® is the answer. Customers have come to expect a Flexco cleaner, impact bed or tracker with the Mineline® brand by its name to excel — even in situations where other products have failed.*

*Next to Mineline endorsed products, you’ll find this mark:*



## **Flexco Belt Conveyor Products Deliver Benefits for Your Belt — and Your Bottom Line**



### **Budget Savings**

- Flexco cleaners and other belt conveyor products increase the life of the belt by reducing wear from carryback, mistracking, and other issues. Given the cost of belting, being able to keep your belts longer can mean substantial savings.
- Our products also help reduce wear on other key conveyor components, like rollers, pulleys, splices, and more. That saves you even more money.
- By cutting down on carryback, spillage, and other belt problems, our products also reduce safety hazards. And as you know, accidents can be costly — in terms of lost productivity and possible fines.



### **Lower Maintenance Costs**

- Because they reduce carryback and spillage, our belt conveyor products cut down on time-consuming cleanup.
- When your belt and other important conveyor components are protected from damage, you can spend less time making repairs and less money buying replacement components. In fact, studies show that reducing carryback from 3 percent to 1 percent can result in a 67 percent reduction in maintenance costs.



### **Consistent, Efficient Performance**

- Unscheduled shutdowns for maintenance or repairs mean serious production losses. Our belt conveyor products help you maximize uptime by correcting the issues — such as mistracking and carryback — that typically cause system damage.



### **Greater Safety**

- Studies show that approximately 42 percent of conveyor-related accidents occur during maintenance activities. Our cleaners and other belt conveyor products minimize the need for maintenance and reduce the risk of accidents.



### **Serviceability**

- Proper servicing of products, such as belt cleaners and impact beds, is key to ensuring effective and long-lasting performance. That’s why all Flexco products are designed with features that make regular servicing easy.
- We are continually enhancing our already service-friendly products, making them even easier to maintain. For example, we’ve added an easy-to-replace blade cartridge to our MHS Heavy-Duty Secondary Cleaner, and Slide-Out Service™ bars to our DRX™ Impact Beds.

# YOUR ISSUE: CARRYBACK OUR SOLUTION: ADVANCED CLEANING SYSTEMS

## Step 1 Understand Your Options

### BELT CLEANERS

#### Precleaners

- Mounted to the head pulley and below the material flow
- Ideal for removing large pieces of material — typically about 60 - 70 percent of initial carryback
- Blade width/material path options

#### Secondary cleaners

- Located just past where the belt leaves the head pulley — and anywhere else down the beltline
- Especially good at removing fines, increasing cleaning efficiency to 90+ percent

### BLADE OPTIONS

#### Polyurethane

- Easier on the belt
- Works well with mechanical splices
- Economical
- Specialty formulations for high heat, chemical resistance, or water removal



#### Tungsten carbide:

- Superior cleaning efficiency
- Long wear



## Step 2 10 Key Criteria for Analyzing Your Conveyor System

- 1 Your belt speed and belt width
- 2 Whether the belt reverses
- 3 Your conveyor structure width
- 4 Your pulley diameter — typically, the larger the pulley, the larger the required cleaner
- 5 Your pulley condition — if the pulley is worn or not perfectly round, a segmented blade may clean more effectively
- 6 Where you plan to position the cleaner and how much room there is to accommodate it
- 7 What types of splices are present and their condition
- 8 Any unusual characteristics of your load or environment (extreme heat, abrasiveness, mud, etc.) — a specialty cleaner that can withstand these conditions may be necessary
- 9 The material's path on the belt — matching the cleaner to the material path reduces differential blade wear
- 10 Your desired level of performance and upkeep

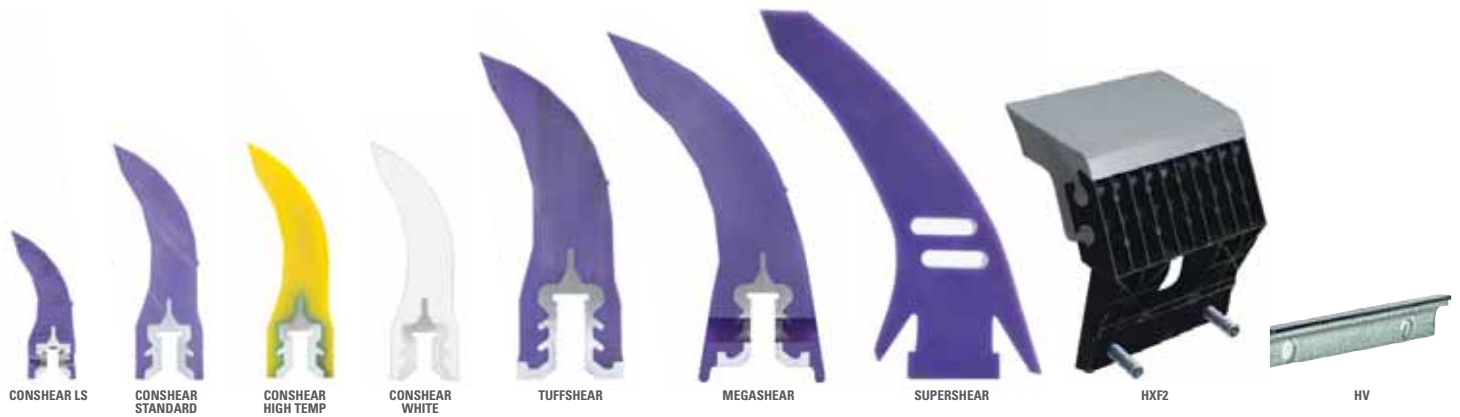
## Step 3 Determine Whether You Need a Complete Solution

Some operators want their belts as clean as possible; others are comfortable with a certain amount of renegade material.

To achieve maximum cleaning efficiency, it's best to bring

together a precleaner and one or more secondary cleaners to form a comprehensive system. If you only want to install a single cleaner, try to target the area — such as the head pulley — where it will have the greatest effect.





## Precleaner Options

Application Description	EZP-LS	EZP1	EZP1 High Temp	MSP	MMP	MHP	MHCP	H-Type® (XF2 & XF)	H-Type® (V)	High Temp V-Tip
<b>Belt Width*</b>	12" – 60" 300 – 1500 mm	12" – 72" 300 – 1800 mm	12" – 72" 300 – 1800 mm	24" – 84" 600 – 2100 mm	24" – 96" 600 – 2400 mm	24" – 96" 600 – 2400 mm	24" – 96" 600 – 2400 mm	18" – 72" 450 – 1800 mm	18" – 72" 450 – 1800 mm	18" – 48" 450 – 1200 mm
<b>Belt Speed**</b>	<500 fpm 2.5 m/sec	<700 fpm 3.5 m/sec	<700 fpm 3.5 m/sec	<700 fpm 3.5 m/sec	<1000 fpm 5.0 m/sec	<1500 fpm 7.5 m/sec	<1200 fpm 6.0 m/sec	<1000 fpm 5.0 m/sec	<1000 fpm 5.0 m/sec	<1000 fpm 5.0 m/sec
<b>Head Pulley Diameter</b>	6" – 22" 150 – 550 mm	10" – 36" 250 – 900 mm	10" – 36" 250 – 900 mm	16" – 42" 400 – 1050 mm	16" – 48" 400 – 1200 mm	20" – 84" 500 – 2100 mm	20" – 48" 500 – 1200 mm	10" – 47" 250 – 1175 mm	10" – 67" 250 – 1675 mm	8" – 35" 200 – 875 mm
<b>Temperature Range</b>	-30 to 180°F -35 to 82°C	-30 to 180°F -35 to 82°C	up to 275°F (135°C) with spikes to 325°F (163°C)	-30 to 180°F -35 to 82°C	-30 to 180°F -35 to 82°C	-30 to 180°F -35 to 82°C	-30 to 180°F -35 to 82°C	-30 to 180°F -35 to 82°C	-30 to 180°F -35 to 82°C	up to 400°F (204°C) with spikes to 450°F (232°C)
<b>Blade</b>	ConShear LS	ConShear	ConShear	ConShear	TuffShear	MegaShear	SuperShear	HXF, HXF2	HV	HV
<b>Reversing Belts</b>	Yes	Yes	Yes	Yes	Yes	Yes	Yes	Yes	Yes	Yes
<b>Mechanical Fasteners</b>	Yes	Yes	Yes	Yes	Yes	Yes	Yes	Yes	No	No

\*Special sizes available upon request.

\*\*Belt speeds can be higher in vulcanized applications.



## Secondary Cleaner Options

Application Description	EZS2 (C-Tip)	MSS (C-Tip)	MSS (V-Tip)	MHS (C-Tip)	MHS (V-Tip)	MDWS	P-Type® (C-Tip)	P-Type (V-Tip)	P-Type LS (C-Tip)	U-Type® (F-Blade)	U-Type (C-Blade)
<b>Belt Width*</b>	18" – 72" 450 – 1800 mm	24" – 84" 600 – 2100 mm	24" – 84" 600 – 2100 mm	24" – 96" 600 – 2400 mm	24" – 96" 600 – 2400 mm	24" – 96" 600 – 2400 mm	18" – 72" 450 – 1800 mm	18" – 72" 450 – 1800 mm	18" – 54" 450 – 1350 mm	18" – 84" 450 – 2100 mm	18" – 84" 450 – 2100 mm
<b>Belt Speed**</b>	<700 fpm 3.5 m/sec	<1000 fpm 5.0 m/sec	<1000 fpm 5.0 m/sec	<1200 fpm 6.0 m/sec	<1200 fpm 6.0 m/sec	<1000 fpm 5.0 m/sec	<1000 fpm 5.0 m/sec	<1000 fpm 5.0 m/sec	<1000 fpm 5.0 m/sec	<1000 fpm 5.0 m/sec	<1300 fpm 6.6 m/sec
<b>Temperature Range</b>	-30 to 200°F -35 to 93°C	-30 to 180°F -35 to 82°C	-30 to 180°F -35 to 82°C	-30 to 180°F -35 to 82°C	-30 to 180°F -35 to 82°C	-30 to 180°F -35 to 82°C	-30 to 180°F -35 to 82°C	-30 to 180°F -35 to 82°C	-30 to 180°F -35 to 82°C	-30 to 180°F -35 to 82°C	-30 to 180°F -35 to 82°C
<b>Reversing Belts</b>	No	No	No	Yes	Yes	Yes	No	No	No	No	No
<b>Work with Mechanical Fasteners</b>	Yes	Yes	No	Yes	No	Yes	Yes	No	Yes	Yes	Yes

Application Description	U-Type (V-Blade)	R-Type® (C-Tip)	R-Type (V-Tip)	EZS2 High Temp	Chevron
<b>Belt Width*</b>	18" – 84" 450 – 2100 mm	18" – 72" 450 – 1800 mm	18" – 72" 450 – 1800 mm	18" – 72" 450 – 1800 mm	18" – 60" 450 – 1500 mm
<b>Belt Speed**</b>	<1300 fpm 6.6 m/sec	<1000 fpm 5.0 m/sec	<1000 fpm 5.0 m/sec	<700 fpm 3.5 m/sec	<500 fpm 2.5 m/sec
<b>Temperature Range</b>	-30 to 180°F -35 to 82°C	-30 to 180°F -35 to 82°C	-30 to 180°F -35 to 82°C	up to 400°F (204°C) with spikes to 450°F (232°C)	-30 to 180°F -35 to 82°C
<b>Reversing Belts</b>	No	Yes	Yes	No	Yes
<b>Work with Mechanical Fasteners</b>	No	Yes	No	Yes	Yes

\*Special sizes available upon request.

\*\*Belt speeds can be higher in vulcanized applications.



# FLEXCO PRECLEANERS

## FEATURES & APPLICATIONS



### **EZP-LS "Limited Space" Precleaner**

- Compact design with shorter pole length
- Standard-duty, solid-blade design
- Visual tension check
- Do-it-yourself installation and minimal maintenance

Maximum Belt Speed\* – 500 fpm (2.5 m/sec)

Pulley Diameter from 6" – 22" (150 – 550 mm)

Applications – Brick/Block Plants, Ready Mix Plants, Road/Mobile Equipment



### **EZP-LS Stainless Steel Food Grade Precleaner**

- Stainless steel components for superior corrosion resistance
- Standard-duty, solid-blade design
- Visual tension check
- White food-grade, chemical-resistant ConShear blade

Maximum Belt Speed\* – 500 fpm (2.5 m/sec)

Pulley Diameter from 6" – 22" (150 – 550 mm)

Applications – Fermentation byproducts, pre-processed foods



### **EZP-LS High-Temp Precleaner**

- Compact design with shorter pole length
- Standard-duty, solid-blade design rated up to 275° F
- Can handle temperature spikes to 325° F
- Visual tension check
- Do-it-yourself installation and minimal maintenance

Maximum Belt Speed\* – 500 fpm (2.5 m/sec)

Pulley Diameter from 6" – 22" (150 – 550 mm)

Applications – Coke, Clinker, Cement, Asphalt



### **EZP1 Precleaner**

- Standard-duty, with 2 3/8" diameter pole
- Visual tension check
- Requires just 4" of horizontal clearance
- Do-it-yourself installation and minimal maintenance

Maximum Belt Speed\* – 700 fpm (3.5 m/sec)

Pulley Diameter from 10" – 36" (250 – 900 mm)

Applications – Aggregate, Sand & Gravel, Cement, Wood Processing, Recycling

Applications listed are intended to identify where each cleaner is commonly and most effectively utilized. Belt conditions, belt speeds, and pulley diameters should all be considered before making a final product selection. Consult Flexco to assess specific applications and recommendations.



## **EZP1 High-Temp Precleaner**

- Standard-duty, solid-blade design rated up to 275° F
- Can handle temperature spikes to 325° F
- Visual tension check
- Requires just 4" of horizontal clearance
- Do-it-yourself installation and minimal maintenance

*Maximum Belt Speed\* – 700 fpm (3.5 m/sec)*

*Pulley Diameter from 10" – 36" (250 – 900 mm)*

*Applications – Coke, Clinker, Cement, Asphalt*



## **EZP1 Stainless Steel Food Grade Precleaner**

- Stainless steel components for superior corrosion resistance
- Standard-duty, solid-blade design
- Visual tension check
- White food-grade, chemical-resistant ConShear blade

*Maximum Belt Speed\* – 700 fpm (3.5 m/sec)*

*Pulley Diameter from 10" – 36" (250 – 900 mm)*

*Applications – Fermentation byproducts, pre-processed foods*



## **EZP1 Twist Tensioner Precleaner**

- Standard-duty, solid-blade design
- Compact torsion twist tensioner allows for measureable and verifiable tension
- Tensioner compatible to mount on either end of pole
- Do-it-yourself installation and minimal maintenance

*Maximum Belt Speed\* – 700 fpm (3.5 m/sec)*

*Pulley Diameter from 10" – 36" (250 – 900 mm)*

*Applications – Aggregate, Sand & Gravel, Cement, Wood Processing, Recycling*



## **EZP1 Precleaner with White ConShear Blade**

- Standard-duty, with 2 3/8" diameter pole
- Visual tension check
- Requires just 4" of horizontal clearance
- Do-it-yourself installation and minimal maintenance
- White food-grade, chemical-resistant ConShear blade

*Maximum Belt Speed\* – 700 fpm (3.5 m/sec)*

*Pulley Diameter from 10" – 36" (250 – 900 mm)*

*Applications – Fermentation byproducts, pre-processed foods*



## **MSP Standard Mine-Duty Precleaner**

- Standard Mine-Duty, with 2 7/8" diameter rugged pole design
- Do-it-yourself installation and easy maintenance
- Visual tension check
- Highly effective cleaning

*Maximum Belt Speed\* – 700 fpm (3.5 m/sec)*

*Pulley Diameter from 16" – 42" (400 – 1050 mm)*

*Applications – Aggregate, Sand & Gravel, Cement, Wood Processing, Recycling*



## **Stainless Steel MSP Standard Mine-Duty Precleaner**

- Stainless steel components for superior corrosion resistance
- Mine-duty, solid-blade design
- Do-it-yourself installation and easy maintenance
- Visual tension check

*Maximum Belt Speed\* – 700 fpm (3.5 m/sec)*

*Pulley Diameter from 16" – 42" (400 – 1050 mm)*

*Applications – Phosphate, Potash, Salt*

*\*Belt speeds can be higher in vulcanized applications.*



Optional PAT Tensioner



## MMP Medium Mine-Duty Precleaner

- Medium-duty mining precleaner with TuffShear™ blade
- Heavy-duty, 3-piece design pole with dual tensioners
- Visual tension check

Maximum Belt Speed\* – 1000 fpm (5.0 m/sec)

Pulley Diameter from 16" – 48" (400 – 1200 mm)

Applications – Underground Mining, Hard Rock Mining, Steel Mills, Iron Ore, Metal Mining, Aggregate, Coal Fired Power Plants, Load-out Facilities



## Stainless Steel MMP Medium-Duty Precleaner

- Stainless steel components for superior corrosion resistance
- Medium-duty mining precleaner
- Heavy-duty, 3-piece design, corrosion-resistant pole with dual tensioners
- Visual tension check

Maximum Belt Speed\* – 1000 fpm (5.0 m/sec)

Pulley Diameter from 16" – 48" (400 – 1200 mm)

Applications – Phosphate, Potash, Copper/Gold Mining, Salt, Load-out Facilities Near Salt Water



Optional PAT Tensioner



## MHP Heavy-Duty Precleaner

- Heavy-duty, solid blade precleaner
- Heavy 3-piece pole design with rugged, dual-spring tensioners
- Abrasion-resistant, XL solid urethane MegaShear™ blade

Maximum Belt Speed\* – 1500 fpm (7.5 m/sec)

Pulley Diameter from 20" – 84" (500 – 2100 mm)

Applications – Underground Mining, Hard Rock Mining, Metal Mining, Longwall Coal Mining, Steel Mills, Iron Ore



Optional PAT Tensioner



## MHCP Heavy-Duty Cartridge Precleaner

- One of the most rugged precleaners available
- Engineered for abusive conditions
- Telescoping, 3-piece pole that resists twisting/bowing/bending
- Quick-change SuperShear™ blade cartridge for fast, easy maintenance

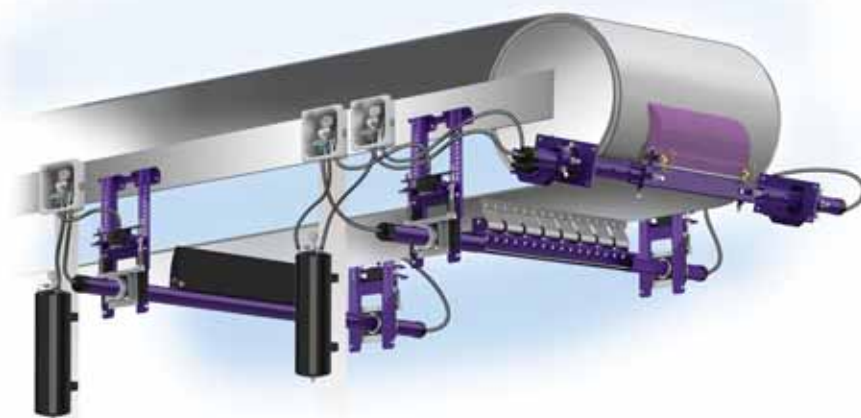
Maximum Belt Speed\* – 1200 fpm (6.0 m/sec)

Pulley Diameter from 20" – 48" (500 – 1200 mm)

Applications – Underground Mining, Hard Rock Mining, Metal Mining, Longwall Coal Mining, Steel Mills, Iron Ore



Applications listed are intended to identify where each cleaner is commonly and most effectively utilized. Belt conditions, belt speeds, and pulley diameters should all be considered before making a final product selection. Consult Flexco to assess specific applications and recommendations.



## PAT Portable Air Tensioner

- PAT ensures constant tension for full blade life with little maintenance
- Works with Flexco mechanical fasteners
- Usable with air, nitrogen or water
- Offers single or dual tank (for two cleaners) when site air is not available
- Featured on Mineline-approved cleaners like MMP, MHP, MHCP, MHS and MDWS



Optional HV Protected Tips



## H-Type® HV/HVP Precleaner

- Tungsten carbide tip provides superior cleaning efficiency (vulcanized belts only)
- Segmented blades work independently
- Visual tension check

Maximum Belt Speed\* – 1000 fpm (5.0 m/sec)

Pulley Diameter from 10" – 63" (250 – 1575 mm)

Applications – Power Plants, Port Facilities, Hard Rock Mining, Iron Ore, Steel Mills



## H-Type® High-Temp HV Precleaner

- Tungsten carbide tip provides superior cleaning efficiency (vulcanized belts only)
- Segmented blades work independently
- Visual tension check

Maximum Belt Speed\* – 1000 fpm (5.0 m/sec)

Pulley Diameter from 10" – 63" (250 – 1575 mm)

Applications – Power Plants, Port Facilities, Iron Ore, Steel Mills



## H-Type® HXF2 Precleaner

- Suitable as a stand-alone cleaner in standard- and medium-duty applications
- Available with urethane

Maximum Belt Speed\* – 1000 fpm (5.0 m/sec)

Pulley Diameter from 10" – 53" (250 – 1325 mm)

Applications – Underground Mining, Hard Rock Mining, Metal Mining, Aggregate

Applications listed are intended to identify where each cleaner is commonly and most effectively utilized. Belt conditions, belt speeds, and pulley diameters should all be considered before making a final product selection. Consult Flexco to assess specific applications and recommendations.



# FLEXCO SECONDARY CLEANERS

## FEATURES & APPLICATIONS



### **EZS2 Secondary Cleaner**

- Segmented, tungsten carbide blades
- Patented FormFlex™ cushions that maintain optimal belt contact
- Do-it-yourself installation
- Bolt-up tensioning system

*Maximum Belt Speed\* – 700 fpm (3.5 m/sec)*

*Applications – Aggregate, Sand & Gravel, Cement*



### **High-Temp EZS2 Secondary Cleaner**

- Temperature range up to 400° F
- Segmented, tungsten carbide blades
- Patented FormFlex™ cushions that maintain optimal belt contact
- Do-it-yourself installation
- Bolt-up tensioning system

*Maximum Belt Speed\* – 700 fpm (3.5 m/sec)*

*Applications – Cement, Asphalt*



### **P-Type® Secondary Cleaner**

- Available with C-tips for mechanical fastener applications or V-tips for vulcanized applications
- Segmented, tungsten carbide blades
- Bolt-up tensioning system
- Limited space model option for telescoping, stacking, or portable conveyors

*Maximum Belt Speed\* – 1000 fpm (5.0 m/sec)*

*Applications – Aggregate, Sand & Gravel, Cement, Wood Processing, Recycling, Light Mining, Power Plants with Vulcanized Belts*



### **R-Type® Reversing Secondary Cleaner**

- Available with C-tips for mechanical fastener applications or V-tips for vulcanized applications
- Two-way cushions that accommodate reversing belts
- Do-it-yourself installation
- Bolt-up tensioning system

*Maximum Belt Speed\* – 1000 fpm (5.0 m/sec)*

*Applications – Aggregate, Sand & Gravel, Cement, Wood Processing, Recycling, Light Mining, Power Plants with Vulcanized Belts*

*\*Belt speeds can be higher in vulcanized applications.*



**P-Type® Cartridge Secondary Cleaner**

- Available with C-tips for mechanical fastener applications or V-tips for vulcanized applications
- Bolt-up tensioning system
- Service advantage cartridge feature allows for easy service and inspection

Maximum Belt Speed – 1000 fpm (5.0 m/sec)

Applications – Aggregate, Sand & Gravel, Cement, Wood Processing, Recycling, Light Mining, Ideal for Power Plants with Vulcanized Belts



**R-Type® Cartridge Secondary Cleaner**

- Available with C-tips for mechanical fastener applications or V-tips for vulcanized applications
- Two-way cushions that accommodate reversing belts
- Bolt-up tensioning system
- Service advantage cartridge feature allows for easy service and inspection

Maximum Belt Speed – 1000 fpm (5.0 m/sec)

Applications – Aggregate, Sand & Gravel, Cement, Wood Processing, Recycling, Light Mining, Ideal for Power Plants with Vulcanized Belts



**MSS Standard-Duty Secondary Cleaner**

- Available with C-tips for mechanical fastener applications or V-tips for vulcanized applications
- Segmented, tungsten carbide blades
- Spring tensioning system

Maximum Belt Speed – 1000 fpm (5.0 m/sec)

Applications – Aggregate, Sand & Gravel, Cement, Wood Processing, Recycling, Light Mining, Power Plants with Vulcanized Belts



Optional SAT2 Tensioner



**MHS Heavy-Duty and Reversing Secondary Cleaner**

- Segmented blades with choices of tungsten carbide tips
- Patented PowerFlex™ cushions that maintain optimal belt contact
- Tensioners and cushion create 4 points of relief, making the cleaner fastener friendly
- Two-way cushions available for reversing applications on shuttle conveyors, conveyors that roll back, or tripper and stacker applications

Maximum Belt Speed – 1200 fpm (6.0 m/sec)

Applications – Underground Mining, Hard Rock Mining, Metal Mining, Aggregate, Load-out Facilities, Iron Ore, Steel Mills, Power Plants



**Stainless Steel MHS Heavy-Duty Secondary Cleaner**

- Stainless steel components for extra corrosion resistance
- Segmented blades with choices of tungsten carbide tips
- Patented PowerFlex™ cushions that maintain optimal belt contact
- Tensioners and cushion create 4 points of relief, making the cleaner fastener friendly

Maximum Belt Speed – 1200 fpm (6.0 m/sec)

Applications – Salt, Copper/Gold Mining, Phosphate, Potash, Load-out Facilities



**MHS Secondary Cleaner with Service Advantage Cartridge™**

- Segmented blades with choices of tungsten carbide tips
- Patented PowerFlex™ cushions that maintain optimal belt contact
- Tensioners and cushion create 4 points of relief, making the cleaner fastener friendly
- Service advantage cartridge feature allows for easy service and inspection

Maximum Belt Speed – 1200 fpm (6.0 m/sec)

Applications – Underground Mining, Hard Rock Mining, Metal Mining, Aggregate, Load-out Facilities, Iron Ore, Steel Mills, Power Plants





**U-Type® Secondary Cleaner**

- U-shaped blade and offset pole that intensify cleaning power
- Blade tips that scrape off stubborn carryback, while rubber backers "squeeze" wet material
- Best for cupped belts and belts with worn centers
- Choice of tungsten carbide, impact-resistant tungsten carbide, or urethane blade tips
- Works best in wet applications
- Blade replacement made easy with removable front plate

Maximum Belt Speed – 1300 fpm (6.6 m/sec)

Applications – Cement, Coal Mining, Coal Prep Plants, Power Plants, Load-out Facilities



**Stainless Steel U-Type® Secondary Cleaner**

- Stainless steel components for extra corrosion resistance
- U-shaped blade and offset pole that intensify cleaning power
- Blade tips that scrape off stubborn carryback, while rubber backers "squeeze" wet material
- Best for cupped belts and belts with worn centers
- Choice of tungsten carbide, impact-resistant tungsten carbide, or urethane blade tips
- Blade replacement made easy with removable front plate

Maximum Belt Speed – 1300 fpm (6.6 m/sec)

Applications – Load-out Facilities, Power Plants



**Chevron Secondary Cleaner**

- For raised top, chevron, or grooved belts
- Hundreds of rubber fingers that flick off carryback
- Free-rotating design that works only when the belt runs
- Do-it-yourself installation and quick drum replacement

Maximum Belt Speed – 500 fpm (2.5 m/sec)

Applications – Wood Chipping, Sand



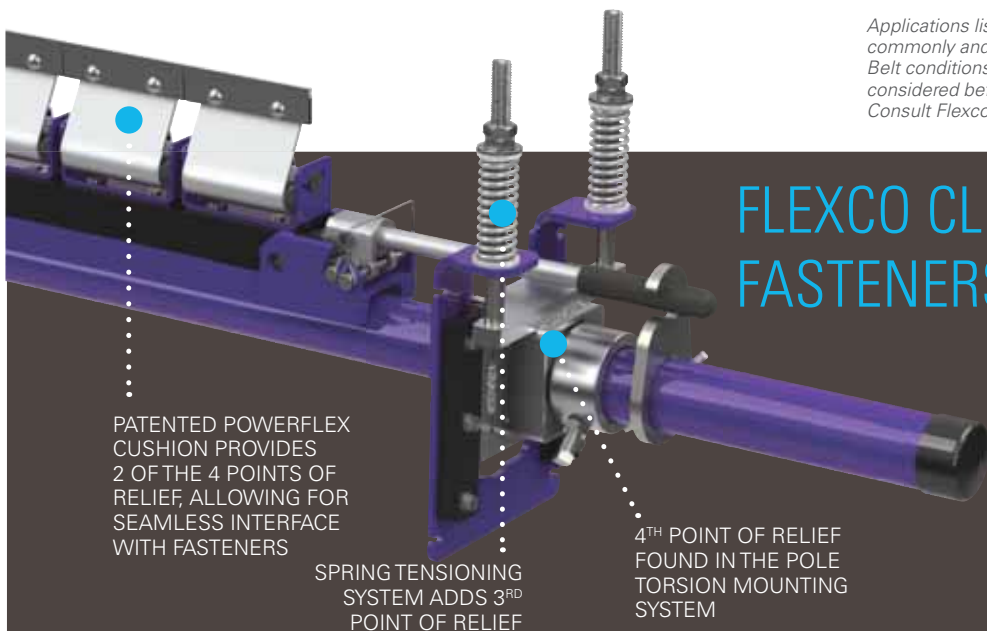
**MDWS Dry Wipe Secondary Cleaner**

- Removes excess water to ensure a dry return trip down belt line
- Ideal for systems using a water spray pole
- Do-it-yourself installation and minimal maintenance

Maximum Belt Speed – 1000 fpm (5.0 m/sec)

Applications – Underground Mining

Applications listed are intended to identify where each cleaner is commonly and most effectively utilized. Belt conditions, belt speeds, and pulley diameters should all be considered before making a final product selection. Consult Flexco to assess specific applications and recommendations.



PATENTED POWERFLEX CUSHION PROVIDES 2 OF THE 4 POINTS OF RELIEF, ALLOWING FOR SEAMLESS INTERFACE WITH FASTENERS

SPRING TENSIONING SYSTEM ADDS 3<sup>RD</sup> POINT OF RELIEF

4<sup>TH</sup> POINT OF RELIEF FOUND IN THE POLE TORSION MOUNTING SYSTEM

**FLEXCO CLEANERS AND FASTENERS: BETTER, TOGETHER**

Many of our cleaning systems have special features that allow them to interface seamlessly with our mechanical belt fasteners.

Shown: MHS Secondary Cleaner with Service Advantage Cartridge

# FLEXCO BELT CLEANER ACCESSORIES



## Optional Top Angle Kit

- Used with both standard and long mounting bracket kits for additional mounting options



## Optional Mounting Bar Kit

- incl. 8 bolts, nuts and washers
- For mounting precleaners on open head pulleys
- Weld on both sides of pulley and bolt on steel plates
- For use with MSP, MMP, MHP, MHCP



## Standard Mounting Bracket Kit

- For most secondary cleaner installs
- Long mounting bracket kit also available for installations that require extra length legs



## Mounting Plate Kit

- incl. 2 plates, 16" x 32" (400 x 800 mm)
- For use with Mounting Bars to mount cleaners on open head pulleys
- For use with MSP, MMP, MHP, MHCP



## Stabilizing Return Roller

- Universal mounting brackets with a 5" (125mm) CEMA D roller
- Holds belt flat to maximize belt cleaner performance



## Live-Shaft Hold-Down Roller

- For use in applications with belt cup or belt flap
- By preventing these issues secondary cleaner performance and blade/tip life is enhanced



## Water Spray Pole Kit

- Stainless steel pole with powder coated steel clamp brackets
- For use with secondary cleaners for an exceptionally clean belt
- Typical pressure setting is 40-60psi (276-414 kPa)



## Spring Covers and Tensioner Locks

- (for Precleaners and Secondaries)
- Spring covers protect spring and threaded rod from contamination and material buildup
- Tensioner Lock prevents unauthorized cleaner retensioning

# YOUR ISSUE: BELT MISTRACKING OUR SOLUTION: BELT TRACKERS

To select the right belt tracker, you need to consider whether:

- The belt is wandering to one or both sides
- The top or return side of the belt is affected
- The mistracking is happening consistently or occasionally
- The belt has a low, medium, or high running tension

Use the following chart to identify the best Flexco tracker for your needs.

Conveyor Criteria	Belt Positioner™	PT Smart™	PT Smart™ Underground	PT Max™ Top Side	HD PT Max™ Top Side	PT Max™ Return Side	HD PT Max™ Return Side
Top side mistracking	No	No	No	Yes	Yes	No	No
Return side mistracking	Yes	Yes	Yes	No	No	Yes	Yes
Belt mistracking to one side	Excellent	Excellent	Excellent	Excellent	Excellent	Excellent	Excellent
Belt mistracking to both sides	Poor	Excellent	Excellent	Excellent	Excellent	Excellent	Excellent
Inconsistent tracking problem	Good	Excellent	Excellent	Excellent	Excellent	Excellent	Excellent
Belt is cupped (heavy)	Good	Good	Good	Excellent	Excellent	Good	Good
Belt has low running tension	Poor	Excellent	Excellent	Good	Good	Good	Good
Belt has medium running tension	Good	Excellent	Excellent	Excellent	Excellent	Excellent	Excellent
Belt has high running tension	Good	Good	Good	Excellent	Excellent	Excellent	Excellent
Approx. "upstream" effect*	50' (15 M)	20' (6 M)	20' (6 M)	20' (6 M)	20' (6 M)	20' (6 M)	20' (6 M)
Approx. "downstream" effect*	50' (15 M)	120' – 150' (36 – 45 M)	120' – 150' (36 – 45 M)	150' – 200' (45 – 61 M)	120' – 150' (45 – 61 M)	120' – 150' (45 – 61 M)	120' – 150' (45 – 61 M)

\*Typical results; actual results may vary

## FLEXCO BELT TRACKERS

FEATURES & APPLICATIONS



### Belt Positioner™

- Simple solution for belts wandering to a single side
- Fixed, angled rollers "funnel" the belt onto the correct path
- Return-side installation only
- Easy to install and maintain

Maximum Belt Tension: Small, Medium and Large: 900 PIW  
Extra-Large: 1200 PIW

Belt Dimensions: From 18" – 96" (450 – 2400 mm) wide



## **PT Smart™**

- Sensor rollers detect wander, then “pivot and tilt” belt into place
- Economical solution for medium-tension belts
- Effectively prevents belt from damaging structure
- Easy to install

*Maximum Belt Tension: 1600 PIW*

*Belt Dimensions: For belt width + 3" (75 mm) roller and up to 1" (25 mm) thick*

## **PT Smart™ Underground Structure**

- Specially designed to fit underground conveyors
- Sensor rollers detect wander, then “pivot and tilt” belt into place
- Economical solution for medium-tension belts
- Effectively prevents belt from damaging structure

*Maximum Belt Tension: 1600 PIW*

*Belt Dimensions: For belt width + 9" (225 mm) roller and up to 1" (25 mm) thick*



## **PT Max™ Return Side**

- Sensor rollers detect wander, then “pivot and tilt” belt into place
- Ideal solution for cupped and high-tension belts
- Performs in wet and dry conditions
- Return-side installation only

*Maximum Belt Tension: 3000 PIW*

*Belt Dimensions: From 24" – 60" (600 – 1500 mm) wide and up to 1" (25 mm) thick*



## **PT Max™ Top Side**

- Sensor rollers detect wander, then “pivot and tilt” belt into place
- Ideal solution for cupped and high-tension belts
- Performs in wet and dry conditions
- Top-side installation only

*Maximum Belt Tension: 3000 PIW*

*Belt Dimensions: From 24" – 60" (600 – 1500 mm) wide and over 3/4" (19 mm) thick*

## **HD PT Max™ Return Side**

- Ideal for the highest tensioned belts
- Sensor rollers detect wander, then “pivot and tilt” belt into place
- Performs in wet and dry conditions
- Return-side installation only

*Maximum Belt Tension: 6000 PIW*

*Belt Dimensions: From 48" – 84" (1200 – 2100 mm) wide*

## **HD PT Max™ Top Side**

- Ideal for the highest tensioned belts
- Sensor rollers detect wander, then “pivot and tilt” belt into place
- Performs in wet and dry conditions
- Top-side installation only

*Maximum Belt Tension: 6000 PIW*

*Belt Dimensions: From 48" – 84" (1200 – 2100 mm) wide*

# YOUR ISSUE: LOAD-POINT SPILLAGE OUR SOLUTION: IMPACT BEDS, SLIDER BEDS, SKIRTING SYSTEMS, PLOWS & MORE

## *Set Up an Appropriate Transition Distance*

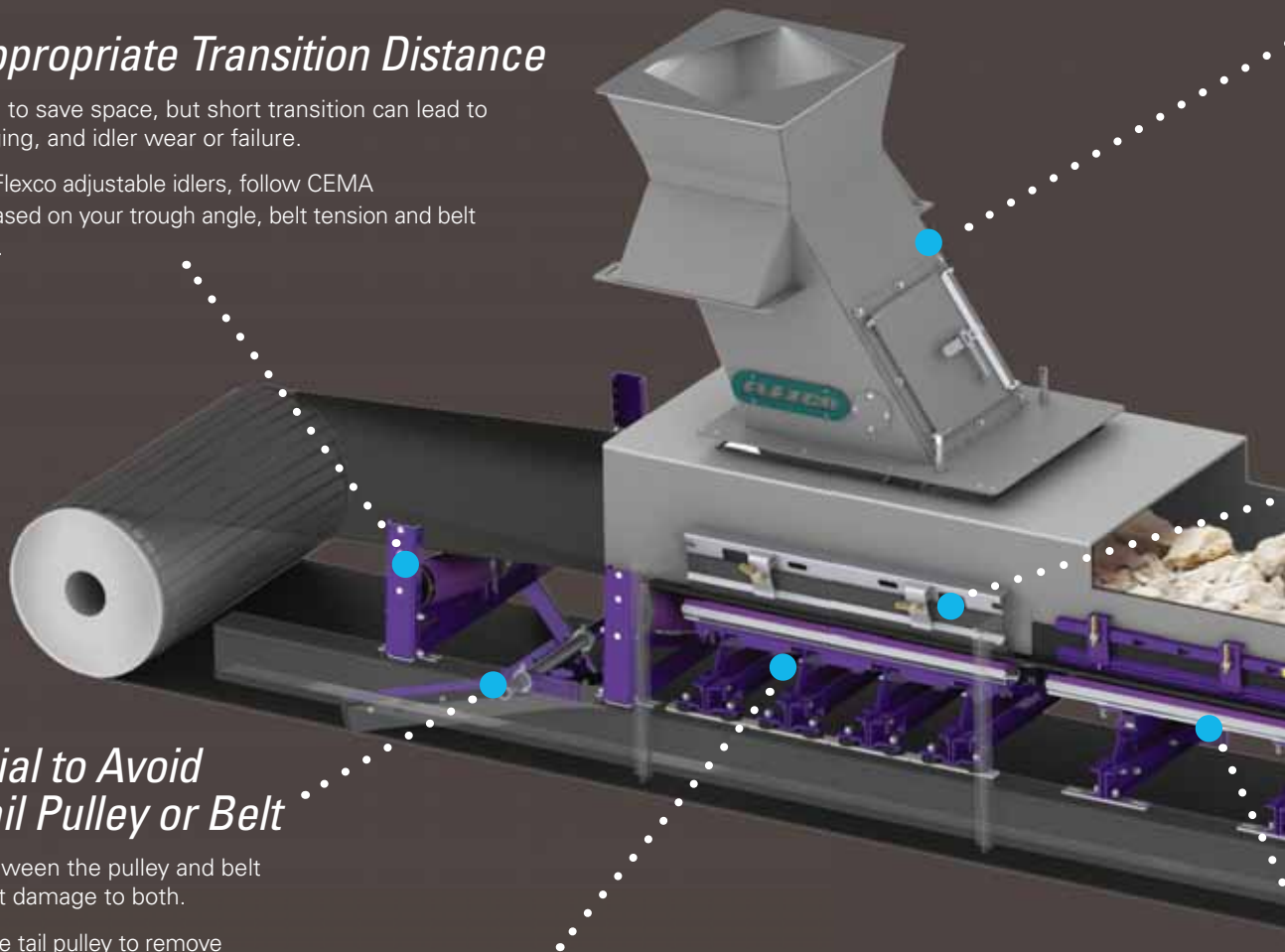
- Often compromised to save space, but short transition can lead to premature belt, lagging, and idler wear or failure.
- Using your idlers or Flexco adjustable idlers, follow CEMA recommendations based on your trough angle, belt tension and belt carcass construction.

## *Divert Material to Avoid Damaging Tail Pulley or Belt*

- Material trapped between the pulley and belt can cause significant damage to both.
- Use a plow before the tail pulley to remove material from the belt:  
Diagonal Plow for one-side discharge  
V-Plow for two-side discharge

## *Protect Belt in Impact Area*

- Just like the belt, impact beds see every ounce of every ton of product. Careful consideration should be made to account for the worst-case impact your system may ever see.
- Find your drop height and material lump weight to select the proper bed. Never pick a bed with a lower impact rating.
- Flexco offers beds for numerous impact ratings:  
Up to 200 ft-lbs: EZSB-I, EZIB-L, DRX-200  
200 to 750 ft-lbs: EZIB-M, DRX-750  
750 to 1500 ft-lbs: DRX-1500  
1500 - 3000 ft-lbs: DRX-3000





*When it comes to load zones, our impact beds deliver the highest level of material containment and belt protection. They've been specially designed to control acceleration, deaden impact energy, reduce damaging vibrations, and extend belt life.*

## Ultimate Performance – Flexco Transfer Chute Solutions

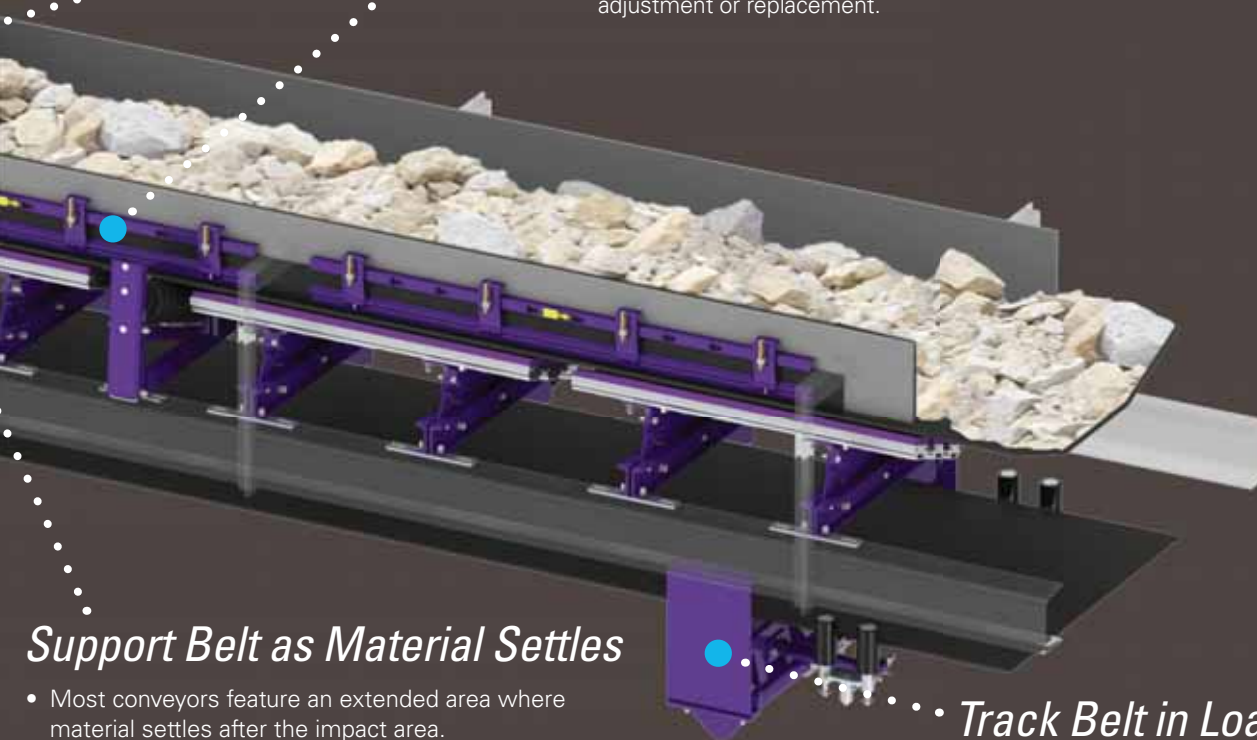
We have over 25 years of experience in designing and implementing superior transfer-point solutions. We offer:

- Tasman Warajay Technology™ — the original “controlled flow” solution
- Greater throughput with virtually no plugging
- Custom engineering to meet your needs
- Advanced diversion capabilities



### Seal the Load Zone

- Clamps and skirting provide the final—and very important—assurance against spillage.
- Clamps should be durable yet easy to use when skirting needs adjustment or replacement.



### Support Belt as Material Settles

- Most conveyors feature an extended area where material settles after the impact area.
- Idlers often used but sealing with idlers is difficult due to belt sag. Impact beds can be used to help with sealing but are expensive and cause belt drag.
- EZSB-C provides the best of both: idlers in center to reduce drag, and UHMW bars on trough to provide constant sealing.

### Track Belt in Load-Point

- If belt is mistracking before the load zone it will mistrack through the load zone, causing spillage.
- Prevent mistracking by installing a Belt Positioner, PT Smart, or PT Max before the tail pulley.

## How to Select the Right Impact Bed

### Step 1:

#### Calculate Your Impact Energy

Identify the weight of your largest lump size and multiply this number by your drop height. The result, expressed in lb-ft, will be your estimated impact energy.

#### Material Reference Table

Material	lb/ft <sup>3</sup>
Coke	41
Fertilizer	60
Bauxite, crushed	80
Potash	80
Coal, Bituminous, Solid	84
Coal, Anthracite, Solid	94
Slag, Solid	132
Chromium Ore	135
Halite (Salt), Solid	145
Phosphorus	146
Stone (Common, Generic)	157
Limestone, Solid	163
Shale, Solid	167
Granite, Solid	168
Gypsum, Solid	174
Trap Rock, Solid	180
Dolomite, Solid	181
Malachite (Copper Ore)	241
Platinum Ore	268
Hematite (Iron Ore)	322

### Step 2:

#### Match the Result to the Bed Rating

No Impact — EZSB-C

Up to 200 lb-ft. — DRX200, EZSB-I, EZIB-L

200 to 750 lb-ft. — DRX750, EZIB-M

750 to 1500 lb-ft. — DRX1500

1500 to 3000 lb-ft. — DRX3000

#### Sample Calculation

#### Gather data for your Impact Energy Calculation:

**Q:** What size material are you running?

**A:** I'm running 8" minus limestone.

**Q:** Is that the largest piece you've seen or could a larger piece get through that 8" crusher setting?

**A:** Yes, that's the crusher setting; the largest rock I've seen is 8"x16"x16".

#### Lump Weight (W)

Limestone Material Density = 163 lb/ft<sup>3</sup>

Volume = 8/12 x 16/12 x 16/12 = 1.185 ft<sup>3</sup>

W = 163 x 1.185 = 193 lb

**Q:** What's the fall height from the top of the feeding conveyor to the receiving belt?

**A:** There's a 5 ft drop from the feeding conveyor to a rock box, then another 4 ft drop to the receiving belt.

#### Drop Height (H)

H = 5 ft + 4 ft = 9 ft

#### Impact Energy Calculation:

**Lump Weight (W) x Drop Height (H) = Impact Energy**

193 lb x 9 ft = 1737 lb-ft

This impact scenario would require a DRX 3000.

## FLEXCO IMPACT BEDS

### FEATURES & APPLICATIONS



#### Flexco Slider Bed (EZSB-C)

- Uses Flexco CoreTech™ idlers in center section
- Features adjustable trough frames for use on 20°, 35° or 45°
- Recommended for non-impact sealing areas
- Available with short lead time

*Bed Rating: No impact*

*Applications: Sealing of extended load zone*



#### Flexco Slider Impact Bed (EZSB-I)

- Uses Flexco CoreTech impact idlers in center section
- Features adjustable trough frames for use on 20°, 35° or 45°
- For light-impact applications
- Recommended for -4" to -6" materials
- Available with short lead time

*Bed Rating: Up to 200 lb-ft*

*Applications: Sand and Gravel*



### Flexco Light-Duty Impact Bed (EZIB-L)

- Features adjustable trough frames for use on 20°, 35° or 45°
- Recommended for light-impact applications
- Recommended for -4" to -6" materials
- Available with short lead time

Bed Rating: Up to 200 lb-ft

Applications: Sand and Gravel

### Flexco Medium-Duty Impact Bed (EZIB-M)

- Features adjustable trough frames for use on 20°, 35° or 45°
- For medium-impact applications
- Recommended for -8" to -10" materials
- Available with short lead time

Bed Rating: 200 to 750 lb-ft

Applications: Hard Rock Mining, Limestone Quarrying

### DRX200 Impact Bed

- Exclusive Velocity Reduction Technology™ that deadens rebound forces for reduced spillage and material degradation
- Recommended for -4" to -6" materials
- Slide-Out-Service™ for easy maintenance

Bed Rating: Up to 200 lb-ft

Applications: Sand and Gravel



### DRX750 Impact Bed

- Exclusive Velocity Reduction Technology™ that deadens rebound forces for reduced spillage and material degradation
- For medium-impact applications
- Recommended for -8" to -10" materials
- Provides a unique second level of impact relief

Bed Rating: 200 to 750 lb-ft

Applications: Hard Rock Mining, Limestone Quarrying

### DRX1500 Impact Bed

- Exclusive Velocity Reduction Technology™ that deadens rebound forces for reduced spillage and material degradation
- For high-impact applications
- Recommended for -12" materials
- Isolation Mounts ensure a second level of impact force reduction

Bed Rating: 750 to 1500 lb-ft

Applications: Coal-Fired Power Plants, Coal Prep Plants, Load-out Facilities

### DRX3000 Impact Bed

- Exclusive Velocity Reduction Technology™ that deadens rebound forces for reduced spillage and material degradation
- For extreme-impact applications requiring the highest energy absorption
- Impact Energy Absorbers disperse an immense amount of impact energy
- Stationary skirt support bar system helps ensure a positive seal with the skirt rubber

Bed Rating: 1500 – 3000 lb-ft

Applications: Any operation that combines large material size and extreme height



### Adjustable Idler Frame

- Uses Flexco CoreTech™ idlers
- For use around load zone to lift belt off beds
- Features adjustable trough frames in 5° increments

Idler Rating: CoreTech roll - No impact


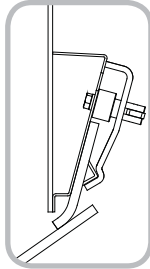
CoreTech Impact roll - 200 ft-lb

Applications: For use between every two Flexco beds, transitions

Applications listed are intended to identify where each impact bed is commonly and most effectively utilized. Material size, lump weight and drop height should all be considered before making a final product selection. Consult Flexco to assess specific applications and recommendations.

# FLEXCO SKIRTING SYSTEMS

Specially designed to create an effective seal at load points without damaging the top cover of your belt, our skirting systems are a smart way to improve throughput.



## Flex-Seal™ Skirting System

- Dynamic containment unit that fully seals the loading zone
- Sturdy, corrosion-resistant components that deliver long service life
- Easy to install and maintain

Module Sizes: 4' (1200 mm)

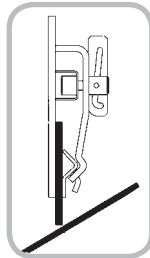
Skirting Sizes: For skirt rubber 6" (150 mm) wide and from 5/16" – 3/4" (8 – 19 mm) thick

## RMC1 Skirt Clamps

- Simple installation, no-hassle maintenance
- Versatile design that can be installed on vertical or perpendicular skirt boards
- Anti-vibration clamp pin
- Interlocking clamp plates and 4' (1200 mm) clamp bar
- Limited Space (LS) option available

Module Sizes: 4' (1200 mm)

Skirting Sizes: For a range of skirt rubber heights; for thicknesses from 5/16" – 3/4" (8 – 19 mm) thick



Bolt-on PAL Pak



Weld-on PAL Pak

## Flex-Lok™ Skirt Clamps

- Heavy-duty applications
- Strong restraining bar that is held in place by clamp plates to allow easy adjustment of skirt rubber
- Anti-vibration clamp pin can be unlocked with a rubber hammer
- Easy to install and maintain
- Mini Flex-Lok™ option available — overall height of 5½" (40mm)

Module Sizes: 6' (1800 mm)

Skirting Sizes: For skirt rubber from 5/16" – 1" (8 – 25 mm) thick

## PAL Paks

- Safe, easy-to-install skirt clamps
- Clamp pins bolt or weld directly to skirt board
- Bolt-on version provides no-weld solution to eliminate sparking risks
- Limited Space (LS) option available
- Clamp plates are 7" / 180mm high (LS version 4½" / 115mm high)

Skirting Sizes: For a range of skirt rubber heights; for thicknesses from 5/16" – 3/4" (8 – 19 mm) thick

**Simply tap loose the locking pin to reposition or replace skirt rubber and then tap to re-lock in place.**



## How to Select the Right Belt Plow

When choosing a plow to prevent fugitive material from finding its way into your tail pulley, you need to consider where you want to discharge any debris.

### To discharge material to a single side of the belt:

Choose the RDP1 Diagonal Plow.

### To discharge material to both sides of the belt:

Choose the V-Plow.

## FLEXCO PLOWS

### FEATURES & APPLICATIONS

Flexco offers two advanced plows that prevent costly damage to tail pulleys and gravity take-ups, while cleaning the inside of the belt.



### RDP1 Diagonal Plow

- Discharges debris to one side of belt
- Unique angled blade that creates effective "spiral" action
- Fixed position eliminates bouncing and vibration problems
- Appropriate for use at any point along inside of return belt
- Simple and quick installation and blade replacement

Maximum belt speed: 700 fpm (3.5 m/sec)

Belt Widths: From 18" – 84" (450 – 2100 mm)




### V-Plow

- Simultaneously discharges debris to both sides of belt
- Angled blade design "spirals" away debris and water
- Easy to install and maintain
- Fits virtually any conveyor structure
- Turnbuckle at nose allows for fine-tuning at installation

Maximum belt speed: 1000 fpm (5 m/sec)

Belt Widths: From 18" – 96" (450 – 2400 mm)



**Unique angled blade (on both Diagonal and V-Plow models) quickly spirals material off the belt, preventing it from working its way under the blade and providing a superior and more efficient cleaning.**



# YOUR ISSUE: SLIPPAGE OUR SOLUTION: PULLEY LAGGING

## How to Select the Right Lagging Product

To select the right pulley lagging, be sure to consider the environmental conditions around the pulley:

- Belt condition, i.e., wet or dry
- The service required for bonded lagging versus weld-on
- The expected wear life of the lagging

Use the following chart to identify the best Flexco lagging for your needs.

Criteria	Flex-Lag® Rubber			Flex-Lag® Ceramic			Flex-Lag® Weld-On™	
	Light Duty	Plain	Diamond	Diamond Pattern	Medium Ceramic	Full Ceramic	Rubber Diamond	Full Ceramic
Total Thickness*	1/4" (6 mm)	3/8" - 1" (10 - 25 mm)	3/8" - 1" (10 - 25 mm)	1/2" (12 mm)	5/8" (15 mm)	1/2" (12.7 mm)	9/16" (14 mm)	5/8" (15 mm)
Belt Width*	Any Width	Any Width	Any Width	Any Width	18" - 84" (450 - 2100 mm)	18" - 84" (450 - 2100 mm)	18" - 72" (450 - 1800 mm)	18" - 72" (450 - 1800 mm)
Minimum Pulley Diameter	2" (50 mm)	12" (300 mm)	12" (300 mm)	12" (300 mm)	12" (300 mm)	12" (300 mm)	16" (400 mm)	16" (400 mm)
Dry Friction	Very Good	Excellent	Very Good	Very Good	Excellent	Excellent	Very Good	Excellent
Wet Friction	Average	Average	Good	Very Good	Excellent	Excellent	Good	Excellent
Wet/Muddy Friction	—	Average	Average	Good	Very Good	Very Good	Average	Very Good
Wear Life	Good	Good	Good	Very Good	Excellent	<b>Best</b>	Good	<b>Best</b>
Ease of Installation	Good	Good	Good	Good	Good	Good	<b>Best</b>	<b>Best</b>
Drainage Grooves	No	Yes						
FRAS (Fire Resistant Anti-Static)	No	Available						
Rubber Compound	SBR							
Hardness (Shore A)	68 +/- 3							
Ceramic Compound	—	—	—	Al <sub>2</sub> O <sub>3</sub>	Al <sub>2</sub> O <sub>3</sub>	Al <sub>2</sub> O <sub>3</sub>	—	Al <sub>2</sub> O <sub>3</sub>
Ceramic Coverage	—	—	—	13%	39%	80%	—	74%
Operating Temperature	5° - 185° F (-15° - 85° C)							

\*Additional thicknesses and widths available as special orders. For weld-on lagging, thickness includes the backing plate.

Criteria		Flex-Lag® Rubber			Flex-Lag® Ceramic			Flex-Lag® Weld-On™	
		Light Duty	Plain	Diamond	Diamond Pattern	Medium Ceramic	Full Ceramic	Rubber Diamond	Full Ceramic
Pulley Diameter	<20" (<500 mm)	OK	3/8" 10 mm	3/8" 10 mm	1/2" 12 mm	5/8" 15 mm	1/2" 12 mm	OK	OK
	20" - 32" (500 - 800 mm)	Non-Drive Only	3/8" - 1/2" 10 mm - 12 mm	3/8" - 1/2" 10 mm - 12 mm	1/2" 12 mm	5/8" 15 mm	1/2" 12 mm	OK	OK
	32" - 48" (800 - 1200 mm)	—	1/2" - 3/4" 12 mm - 20 mm	1/2" - 3/4" 12 mm - 20 mm	1/2" 12 mm	5/8" 15 mm	1/2" - 5/8" 12 mm - 15 mm	OK	OK
	>48" (>1200 mm)	—	5/8" - 1" 15 mm - 25 mm	5/8" - 1" 15 mm - 25 mm	1/2" 12 mm	5/8" 15 mm	5/8" - 1" 15 mm - 25 mm	OK	OK
Fabric Belts	Low (<500 PIW)	OK	3/8" - 1/2" 10 mm - 12 mm	3/8" - 1/2" 10 mm - 12 mm	1/2" 12 mm	5/8" 15 mm	1/2" 12 mm	OK	OK
	Medium (500 - 1000 PIW)	Non-Drive Only	1/2" - 5/8" 12 mm - 15 mm	1/2" - 5/8" 12 mm - 15 mm	1/2" 12 mm	5/8" 15 mm	1/2" 12 mm	OK	OK
	High (1000 - 2000 PIW)	—	5/8" - 3/4" 15 mm - 20 mm	5/8" - 3/4" 15 mm - 20 mm	1/2" 12 mm	5/8" 15 mm	5/8" - 1" 15 mm - 25 mm	—	—
Steel Cord Belts	Medium (ST500 - ST3150)	—	1/2" - 3/4" 12 mm - 20 mm	1/2" - 3/4" 12 mm - 20 mm	1/2" 12 mm	5/8" 15 mm	1/2" - 3/4" 12 mm - 20 mm	—	—
	High (ST3500 - ST5400)	—	3/4" - 1-1/4" 20 mm - 30 mm	3/4" - 1-1/4" 20 mm - 30 mm	1/2" 12 mm	5/8" 15 mm	5/8" - 1-1/4" 15 mm - 30 mm	—	—

Red items available as specials.

# FLEXCO PULLEY LAGGING



## Light-Duty Rubber Lagging

- Specially designed for pulleys with diameters as small as 2" (50mm).
- Moisture is channeled between small raised buttons that support and grip the belt and deliver superior traction.
- Available in SBR and White Nitrile

*Belt Width: Any Width*



## Plain-Pattern Rubber Lagging

- Helps prevent belt slippage in dry environments.
- Provides larger surface contact area relative to other patterned lagging.
- Horizontal grooves channel water and debris while providing a better dynamic interaction with the belt compared to sheet lagging.


*Belt Width: Any Width*



## Diamond-Pattern Rubber Lagging

- Diamond pattern features a bidirectional design for superior water-shedding characteristics.
- Horizontal grooves provide a second method to disperse water and debris off the lagging and prevent hydroplaning.
- Performs well in both dry and wet applications.

*Belt Width: Any Width*



## Diamond-Pattern Ceramic Lagging (13%)

- Large ceramic tile is molded into the diamond section, providing an increased coefficient of friction vs. Diamond-Pattern Rubber.
- Also features a bidirectional design for superior water-shedding characteristics.
- Uses the advantages of a ceramic product at a more affordable cost in light or medium duty applications.

*Belt Width: Any Width*



## Medium Ceramic Lagging (39%)

- Constructed from individual ceramic tiles molded into a high-durometer rubber for excellent abrasion resistance.
- Excellent performance in dry or wet applications and very good performance in muddy applications.
- Molded ceramic buttons grip the belt's underside for positive traction.
- Excellent friction for mid-range tension belts.

*Belt Width: from 18" - 84" (450 - 2100 mm)*



## Full Ceramic Lagging (80%)

- Constructed from hundreds of individual ceramic tiles molded into a durable rubber backing with a higher coverage than Medium Ceramic for best-in-class abrasion resistance.
- Most consistent performance in dry, wet or muddy applications.
- Molded ceramic buttons grip the belt's underside for positive traction.
- Best for high tension belts.

*Belt Width: from 18" - 84" (450 - 2100 mm)*



## Weld-On Rubber Lagging

- Weld-On design allows for quick, in-situ installation.
- Gear-tooth layout protects cleaners on pulley from experiencing "chatter" and premature wear.
- Diamond-Pattern features a bidirectional design for superior water-shedding characteristics.
- Performs well in both dry and wet applications..

*Minimum Pulley Diameter: 16" (400 mm)*

*Belt Width: from 18" - 72" (450 - 1800 mm)*



## Weld-On Ceramic (74%) Lagging

- Weld-On design allows for quick, in-situ installation.
- Gear-tooth layout protects cleaners on pulley from experiencing "chatter" and premature wear.
- Constructed from hundreds of individual ceramic tiles molded into a durable rubber backing.
- Most consistent performance in dry, wet or muddy applications.
- Molded ceramic buttons grip the belt's underside for positive traction.

*Minimum Pulley Diameter: 16" (400 mm)*

*Belt Width: from 18" - 72" (450 - 1800 mm)*

# FLEXCO PULLEY LAGGING ADHESIVES

Flex-Lag® Adhesives are a two-part cold bonding system designed specifically for use with rubber-to-rubber and rubber-to-metal adhesion. Flex-Lag Adhesives are also produced without using chlorinated hydrocarbons (CFCs). An excellent bond is achieved while using the minimal amount of cement and primer thanks to high adhesion during installation and after curing.

*Primer specifically paired with the adhesive for optimal bonding strength*

*Adhesive and activator mix on a 1 can : 1 bottle ratio for simplified ordering, stocking and preparation*



## Excellent Bonding Strength

- Simple to order, easy to use
- Environmentally friendly, free of chlorinated hydrocarbons (CFC)
- Works with all Flexco cold-bond lagging products

## Use the following charts to determine correct order quantities for your pulley size.

Each Flex-Lag Adhesive is mixed with one Flex-Lag Activator. Refer to the usage chart below to calculate the number of cans required for your pulley. For sizes not included in the chart please contact Flexco Customer Service for assistance.

### ADHESIVE 0.8L / ACTIVATOR 40g (1 can : 1 bottle mix ratio)

		Face Width																				
		10	14	18	22	26	30	34	38	42	46	50	54	58	62	66	70	74	78	82	86	90
Pulley Diameter	in.	254	356	457	559	660	762	864	965	1067	1168	1270	1372	1473	1575	1676	1778	1880	1981	2083	2184	2286
		mm																				
	8	203	1	1	1	1	1	1	1	2	2	2	2	2	2	2	2	2	2	3	3	3
	12	305	1	1	1	1	1	2	2	2	2	2	3	3	3	3	3	3	3	4	4	4
	16	406	1	1	1	2	2	2	2	3	3	3	3	3	4	4	4	4	4	5	5	5
	20	508	1	1	2	2	2	2	3	3	3	3	4	4	4	5	5	5	5	6	6	6
	24	610	1	2	2	2	2	3	3	3	4	4	4	5	5	5	6	6	6	7	7	7
	28	711	1	2	2	2	3	3	3	4	4	4	5	5	6	6	7	7	7	8	8	8
	32	813	2	2	2	3	3	4	4	4	5	5	6	6	7	7	8	8	8	9	9	10
	36	914	2	2	3	3	3	4	4	5	5	6	6	7	7	8	8	8	9	10	10	11
	40	1016	2	2	3	3	4	4	5	5	6	6	7	7	8	8	9	9	10	10	11	12
	44	1118	2	2	3	4	4	5	5	6	6	7	7	8	9	9	10	10	11	11	12	13
	48	1219	2	3	3	4	4	5	6	6	7	7	8	9	9	10	10	11	12	12	13	14
	52	1321	2	3	3	4	5	5	6	7	7	8	9	9	10	11	11	12	13	13	14	15
	56	1422	2	3	4	4	5	6	6	7	8	9	9	10	11	11	12	13	14	14	15	16
	60	1524	2	3	4	5	5	6	7	8	8	9	10	11	11	12	13	14	14	15	16	17

### PRIMER .75L

		Face Width																				
		10	14	18	22	26	30	34	38	42	46	50	54	58	62	66	70	74	78	82	86	90
Pulley Diameter	in.	254	356	457	559	660	762	864	965	1067	1168	1270	1372	1473	1575	1676	1778	1880	1981	2083	2184	2286
		mm																				
	8	203	1	1	1	1	1	1	1	1	1	1	1	1	1	1	1	1	1	1	1	1
	12	305	1	1	1	1	1	1	1	1	1	1	1	1	1	1	1	1	1	1	1	1
	16	406	1	1	1	1	1	1	1	1	1	1	1	1	1	1	1	1	1	1	1	1
	20	508	1	1	1	1	1	1	1	1	1	1	1	1	1	1	1	1	1	1	1	1
	24	610	1	1	1	1	1	1	1	1	1	1	1	1	1	1	1	1	1	1	1	1
	28	711	1	1	1	1	1	1	1	1	1	1	1	1	1	1	1	1	1	1	1	1
	32	813	1	1	1	1	1	1	1	1	1	1	1	1	1	1	1	1	1	1	1	1
	36	914	1	1	1	1	1	1	1	1	1	1	1	1	1	1	1	1	1	1	1	2
	40	1016	1	1	1	1	1	1	1	1	1	1	1	1	1	1	1	1	1	2	2	2
	44	1118	1	1	1	1	1	1	1	1	1	1	1	1	1	1	2	2	2	2	2	2
	48	1219	1	1	1	1	1	1	1	1	1	1	1	1	1	2	2	2	2	2	2	2
	52	1321	1	1	1	1	1	1	1	1	1	1	1	2	2	2	2	2	2	2	2	2
	56	1422	1	1	1	1	1	1	1	1	1	1	2	2	2	2	2	2	2	2	2	2
	60	1524	1	1	1	1	1	1	1	1	1	2	2	2	2	2	2	2	2	2	2	2

*For Belt Conveyor Challenges,*

# TRUST YOUR PARTNERS IN PRODUCTIVITY



## **We work with you to determine the best solution.**

We can conduct an on-site system audit to understand your conveyor and identify opportunities for improvement. Then we'll recommend the right solution — one that works for your belt and your budget.



## **We're committed to safety and quality.**

At Flexco, we won't settle for anything less than the best, most durable products around. That's why we do extensive testing to ensure that our products work properly and perform beyond your expectations. Plus, many of our products have built-in safety features to help prevent on-the-job injuries.



## **We have extensive industry knowledge.**

Our hands-on industry experience gives us deep insights into your productivity demands, maintenance challenges, safety requirements, and more. We serve operations all over the world in the coal, aggregate, bulk material, and mining industries.



## **We offer a wide range of compatible products.**

In addition to high-quality belt conveyor products, we offer mechanical belt fasteners, transfer chutes, and maintenance tools. And they're specially designed to work with cleaners, trackers, lagging, and more.



*Partners in Productivity*



Visit our website or contact your local distributor to learn more.

2525 Wisconsin Avenue • Downers Grove, IL 60515-4200 • U.S.A.  
Tel: (630)-971-0150 • Fax: (630)-971-1180 • E-mail: info@flexco.com



[www.flexco.com](http://www.flexco.com)